



## W/C 22.06.2020: Learning Project - Around the World Online

**Age Range:** EYFS

Please share learning on Google Classroom. We'd love to see how you are getting on. Miss Nadler and Mrs Lawrence ☺

### Weekly Reading Tasks

**Monday-** Listen to stories from around the world - including: [Handa's Surprise](#), [The Tiger's Child](#), and [If The World Were a Village](#).

Choose 5 of the high frequency words found below to practise reading. Write them onto flash cards to use at home.

100 High Frequency Words					
a	children	her	look	on	there
about	come	here	looked	one	they
all	could	him	made	out	this
an	dad	his	make	people	time
and	day	house	me	put	to
are	do	I	Mr	said	too
as	don't	I'm	Mrs	saw	up
asked	down	if	mum	see	very
at	for	in	my	she	was
back	from	into	no	some	we
be	get	is	not	so	went
big	go	it	now	same	were
but	got	it's	of	that	what
by	had	just	off	the	when
called	have	like	oh	their	will
came	he	little	old	them	with
can	help			then	you

### Weekly Phonics Tasks

**Monday-** Ask your child if they can think of a fruit or vegetable for each letter of the alphabet i.e. a=apple, b=banana.

As stated in previous home learning packs, we have now covered all the sounds in the Jolly Phonics scheme plus a few more over Weeks 5 and 6. Please see the resources at the end of the pack for the Jolly Phonics sound order plus the extra sounds we have learnt.

Each day please choose a phoneme (single letter sound such as 's' or 'j') or a digraph (2 letters, one sound such as 'th' or 'oo') that your child is not confident with to practise.

Jolly Phonics video to support learning sounds here - <https://safeYouTube.net/w/d7VF>

To support learning phonics at home the Department for Education uploads new phonics lessons daily on its 'Letters and Sounds' YouTube channel. Click [https://www.youtube.com/channel/UCP\\_FbjYUP\\_UtldV2K\\_-niWw](https://www.youtube.com/channel/UCP_FbjYUP_UtldV2K_-niWw) to take part.

BBC Bitesize also have phonics videos and tricky words videos to support learning. <https://www.bbc.co.uk/bitesize/topics/zcqqtfr>

**Tuesday-** Ask your child to retell the story of 'Handa's Surprise' in their own words once they are familiar with it.


Practise reading any previous tricky words your child is not confident with and the new tricky words 'two' and 'four'. Write them onto flash cards to use at home.

**Tuesday-** [Play Odd and Bob](#). Children sort real words and nonsense words by sounding out.

Daily phonics practise. You could use these BBC Bitesize phonics videos to help. <https://www.bbc.co.uk/bitesize/topics/zcqqtfr>

**Wednesday-** Follow the story [All Are Welcome Here](#) with your child. Discuss how

**Wednesday-** Try the 'ck,e,u,r,h,b' Read and Race game - practise letter sounds

<p>Probus School makes everybody feel welcome.</p> <p>Practise reading the 5 high frequency words you chose from the list on Monday, using the flashcards you made.</p>	<p>and use phonic knowledge to blend the sounds together.</p> <p><u><a href="#">Daily Phonics</a></u> - Practise the sounds your child is working on and blend words. This can be oral blending (e.g. spoken out loud a-n-t) or written.</p>
<p><b>Thursday-</b> Watch the story of 'Handa's Surprise' again. Cut the story up into cards (provided at the bottom of the pack) – ask your child to sequence the cards in the correct order and retell the story.</p> <p>Practise reading any previous tricky words your child is not confident with and the new tricky words <b>'goes'</b> and <b>'does'</b>. Write them onto flash cards to use at home.</p>	<p><b>Thursday-</b> Encourage your child to read the caption using their phonic knowledge and match to the pictures.</p> <div data-bbox="1137 328 2101 861">  </div> <p>Individual daily phonics practise. You could use the BBC Bitesize phonics videos to help or watch a 'Letters and Sounds' clip.</p>
<p><b>Friday-</b> Play memory games, 'I went to the market, I bought... The next person repeats the above sentence remembering the items bought already and adding a new one to the list each time. Use fruits like those in 'Handa's Surprise.'</p> <p>Practise reading the 5 high frequency words you chose from the list on Monday, using the flashcards you made.</p>	<p><b>Friday-</b> List countries from around the world e.g. Spain, Peru, Japan. Ask your child to identify the initial sound each country begins with. Can they identify other sounds e.g. S-p-ai-n?</p> <p>On the website 'Classroom Secrets Kids' (free to sign up) play one of the tricky word games (Phase 2, 3 or 4).  <a href="https://kids.classroomsecrets.co.uk/category/eyfs/eyfssphonics/page/2/">https://kids.classroomsecrets.co.uk/category/eyfs/eyfssphonics/page/2/</a></p>
<p><b>Weekly Writing Tasks</b></p>	<p><b>Weekly Maths Tasks- Doubling</b></p>
<p><b>Monday-</b> Encourage your child to look at the food in your kitchen (bananas, peppers, tomatoes, grapes, coffee etc.) and find out what countries some of it comes from. Search on a map for those countries. Help your child to trace the first letter of each countries name.</p>	<p><b>Monday-</b> Double means 'twice as many.' Give your child the opportunity to build doubles using real objects. Mirrors are a fun way for children to 'double' the quantities they build. Encourage your child to say the doubles as they build them e.g. double 2 is 4. Provide examples of doubles and non-doubles for the children to sort and explain. 2 dice or dominoes provide a great way to look at doubles.</p>



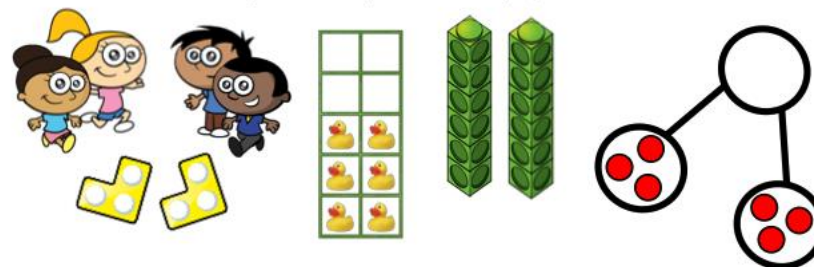
**Tuesday-** After listening to the story 'Handa's Surprise,' ask your child to name and draw different fruits that they know. Label them using describing words – e.g. tall, prickly pineapple.

**Tuesday-** Tell a story of someone having trouble looking after two dogs who will not do what they are told. The person is given two more dogs to look after – now they have four and they have 'double trouble'! What about if they have three dogs – how many would be 'double trouble'? Ask your child to model doubling numbers up to 5 on their fingers and to select or draw images to match the story numbers e.g. dominoes and dot patterns.

What do you notice about the numbers and their patterns?

What do you have to do when you double? How do you know a number is a double?

Allow the children to explore different ways to build doubles using real objects and practical equipment.



**Wednesday-** Ask your child to role-play being Handa from 'Handa's Surprise.' Ask questions which they must answer as Handa e.g. 'Handa, what is your favourite fruit?' They might answer by saying 'My favourite fruit is tangerines. I was very excited to find lots of them'.

**Wednesday-** Sit opposite your child, set out a small quantity of small items like pebbles. Ask your child to make the same quantity, therefore doubling it. You could use fingers to match.




**Thursday-** Your child can draw a picture of a suitcase and all the things they might take on holiday. **CHALLENGE:** Ask your child to label the items.

**Thursday - Halving**

Show your child a plate of strawberries (or other small fruit). Explain that you are going to share them into 2 equal groups so there will be half for you and half for your child. Put a handful straight onto each plate without counting – make sure one plate has more strawberries than the other. Ask if that is fair? Prompt your child to show you how to make it fair.

Repeat with 3 and 4 plates.



Prompt the children to notice that sometimes they can make equal groups and sometimes they have items left over.

**Friday-** Ask your child to pretend that they are on holiday. Get them to make a postcard to send to someone at home. Ask your child to draw a picture of some of the things that they are doing on holiday. Can they make a list of what they are doing?

**Friday-** Teddy Bear's Picnic - Provide 2 teddy bears, 2 plates and small even quantities of loose parts to represent different food items. Ask your child to share out the loose parts fairly, so that each teddy gets the same. What will happen if another teddy joins the picnic?



## Learning Project - to be done throughout the week




The project this week aims to provide opportunities for your child to learn more about countries and cities around the world. Learning may focus on different cultures and traditions, famous landmarks, food and clothing.

### Flags

- Look at flags from around the world. Discuss which are your child's favourites and why? Ask your child to design and make their own flag using 2D shapes.

### Food Tasting

- Find some different foods/fruits from around the world and taste each one. These might include: pizza (Italy), curry (India) and tacos (Mexican) or the fruits from the story 'Handa's Surprise'. Your child can create a chart putting a tick next to each food they like and a cross next to the foods they dislike over the course of the week.

Dishes from around the world.	✓ or X
 pizza	
 curry	
 Hot dog	

### Pleasing Puppets

- Make your own 'Handa's Surprise' character puppet. You could use paper to make a finger puppet, draw a character on a pebble, stick a cardboard figure on a lolly-stick or use items from the recycling box.



### Where in the World?

- Discuss with your child where your family comes from in the world. If you have them available, show your child photographs of where you, or their grandparents, grew up. This might be similar to where they live now or completely different. Encourage your child to think about the differences between the places. Share your family photographs on Twitter at [#TheLearningProjects](#) so children can compare their own family origins with others.

### Mindfulness

- Help your child find a safe space where they can lie down quietly with their eyes closed for a few minutes (this is a lovely activity to do outside if the weather is good).

- Ask them to take a few deep breaths to relax their body. Tell them to imagine they are on a magic carpet that can fly anywhere in the world. Where would they like to go? Will it be somewhere warm, or somewhere cold, or maybe they would like to travel into space. Encourage your child to imagine how it feels as the magic carpet lifts them off the ground and up into the sky. Can they feel the wind on their skin, hear the birds flying past or sense damp clouds moving close by? Tell them the magic carpet is now flying closer to the ground near their chosen destination. Ask them to imagine looking down over the edge of the carpet. What can they see? What can they hear? How does it make them feel?
- Encourage your child to take slow, deep breaths as they carry on their magical journey for as long as they like.
- If your child finds it difficult to close their eyes and imagine somewhere else in the world, you could show them some photographs, or pictures in a book, and then try the activity again.

## STEM Learning Opportunities #sciencefromhome

### Engineering Around the World – Bridges

- A bridge helps people move over obstacles like a river, a valley or a busy road. The world's longest bridge is in China and is 164.8km long. It would take more than two days to walk the length of this bridge. Do you have any bridges near your home? What do they look like?
- Try building a bridge out of paper, Lego or any other building materials you might have at home. Your bridge needs to be big enough for a toy car or small toy to travel over.

## Additional learning resources parents may wish to engage with

[White Rose Maths](#) online maths lessons. Watch a lesson video and complete the worksheet (can be downloaded and completed digitally).

[Numbots](#). Your child can access this programme with their school login.

[IXL](#) Click on Maths, Reception. There are interactive games to play and guides for parents.


[Talk for Writing Home-school Booklets](#) are an excellent resource to support your child's speaking and listening, reading and writing skills.



[www.robinhoodMAT.co.uk](http://www.robinhoodMAT.co.uk)



# HANDA'S SURPRISE



I wonder which fruit she'll like best?




Will she like the soft yellow...



or the sweet-smelling...



Will she like the round juicy...



or the ripe red...



Will she like the spiky-leaved...



the creamy green...



Which fruit will Akeyo like best?

"I've bought you a ..."



"My favourite"



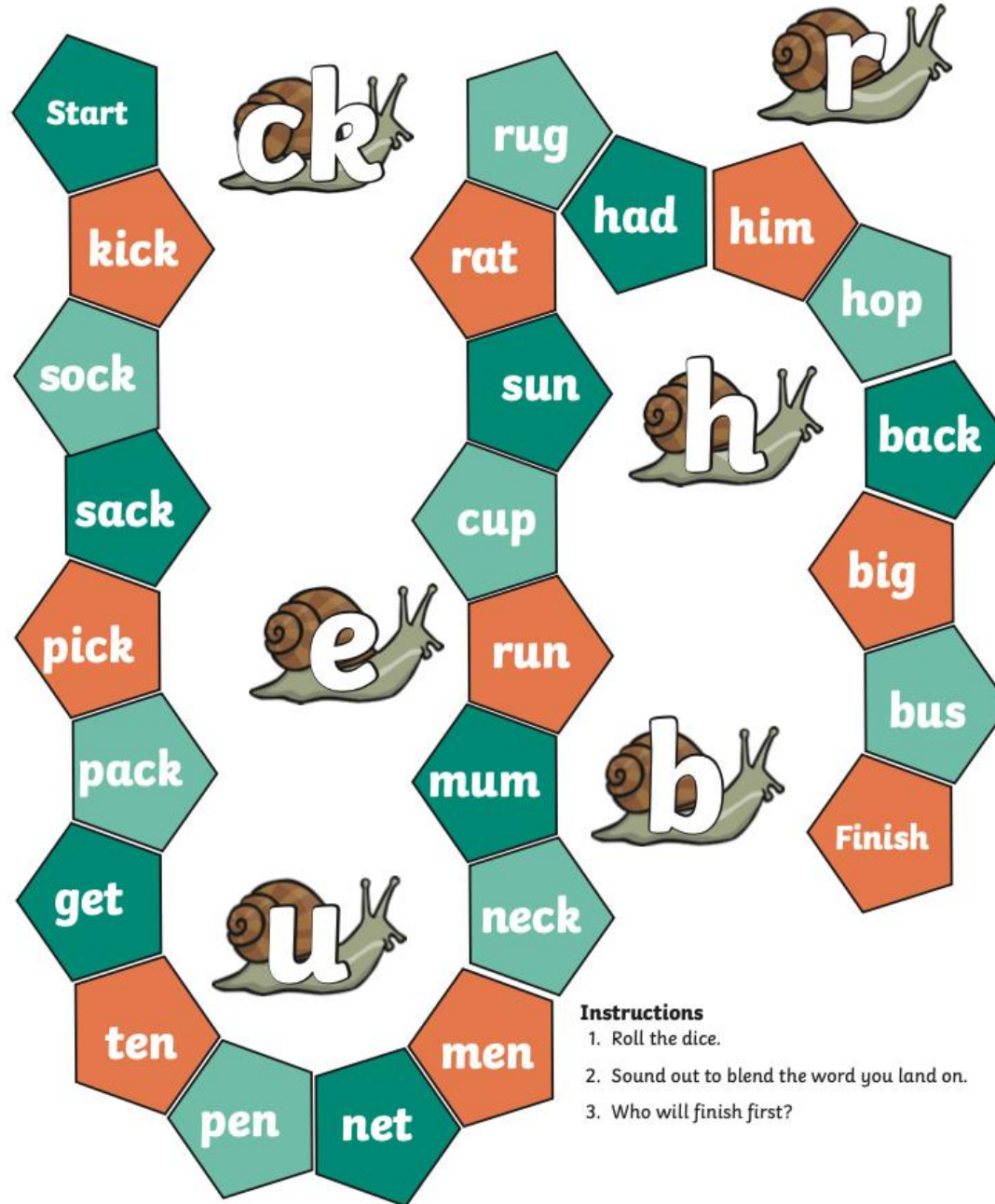
"Hello, Akeyo"

"That is a..."



**TANGERINES**

# ck,e,u,r,h,b Read and Race



## Instructions


1. Roll the dice.
2. Sound out to blend the word you land on.
3. Who will finish first?

# Countries' Flags and Capitals

															
Afghanistan Kabul	Albania Tirana	Algeria Algiers	Andorra Andorra la Vella	Angola Luanda	Antigua and Barbuda St. John's	Argentina Buenos Aires	Armenia Yervan	Aruba Oranjestad	Australia Canberra	Austria Vienna	Azerbaijan Baku	Bahamas Nassau	Bahrain Manama	Bangladesh Dhaka	Barbados Bridgetown
															
Belarus Minsk	Belgium Brussels	Belize Belmopan	Benin Porto-Novo	Bhutan Thimphu	Bolivia Sucre	Bosnia-Herzegovina Sarajevo	Botswana Gaborone	Brazil Brasília	Brunei Bandar Seri Begawan	Bulgaria Sofia	Burkina Faso Ouagadougou	Burundi Gitega	Cabo Verde Praia	Cambodia Phnom Penh	Cameroon Yaoundé
															
Canada Ottawa	Central African Republic Bangui	Chad N'Djamena	Chile Santiago	China Beijing	Colombia Bogotá	Cook Islands Avarua	Comoros Moroni	Costa Rica San José	Croatia Zagreb	Cuba Havana	Cyprus Nicosia	Czech Republic Prague	Dominican Republic Santo Domingo	Democratic Republic of Congo Brazzaville	Denmark Copenhagen
															
Djibouti Djibouti City	Dominica Roseau	East Timor Dili	Ecuador Quito	El Salvador San Salvador	Egypt Cairo	England London	Equatorial Guinea Malabo	Eritrea Asmara	Estonia Tallinn	Ethiopia Addis Ababa	Fiji Suva	Finland Helsinki	France Paris	Gabon Libreville	Gambia Banjul
															
Georgia Tbilisi	Germany Berlin	Ghana Accra	Greece Athens	Grenada St. George's	Guatemala Guatemala City	Guernsey Saint Peter Port	Guinea Conakry	Guinea-Bissau Bissau	Guyana Georgetown	Haiti Port-au-Prince	Honduras Tegucigalpa	Hungary Budapest	Iceland Reykjavik	India New Delhi	Indonesia Jakarta
															
Iran Tehran	Iraq Baghdad	Israel Jerusalem	Italy Rome	Ivory Coast Yamoussoukro	Jamaica Kingston	Japan Tokyo	Jordan Amman	Kazakhstan Astana	Kenya Nairobi	Kiribati Tarawa	Kurdistan Erbil	Kuwait Kuwait City	Kyrgyzstan Bishkek	Laos Vientiane	Latvia Riga
															
Lebanon Beirut	Lesotho Maseru	Liberia Monrovia	Libya Tripoli	Liechtenstein Vaduz	Lithuania Vilnius	Luxembourg Luxembourg City	Madagascar Antananarivo	Malawi Lilongwe	Malaysia Kuala Lumpur	Mali Bamako	Malta Valletta	Marshall Islands Majuro	Mauritius Port Louis	Mauritania Nouakchott	Mexico Mexico City



Jolly Phonics sounds in the order they are learnt (from top row left to right).

s 	a 	t 	i 	p 	n 	c 	e 
h 	r 	m 	d 	g 	o 	u 	l 
f 	b 	ai 	j 	oa 	ie 	ee 	or 
z 	w 	ng 	v 	oo 	y 	x 	ch 
sh 	th 	qu 	ou 	oi 	ue 	er 	ar 

Plus, over Week 5 and 6 of home learning Acorns learnt the following sounds: nk ay ew ow oy ea ir ur igh.